

SABRE[®]
ARCHITECTURAL

732 DOOR CLOSER

SUITABLE FOR TIMBER, METAL
AND ALUMINIUM DOORS

- Size 2/3/4 position adjustable
- Suits door widths from 850mm to 1100mm
- Door weight 40kg to 80kg
- 180° opening
- Non handed
- Adjustable back check
- Parallel arm bracket
- Track arm application available



Fire Rated



www.sabre.com.au

732 DOOR CLOSER

APPLICATIONS

The 732 Door Closer provides commercial durability with economical functionality. Manufactured to suit internal doors or light external doors. Installation options include standard or track arm applications

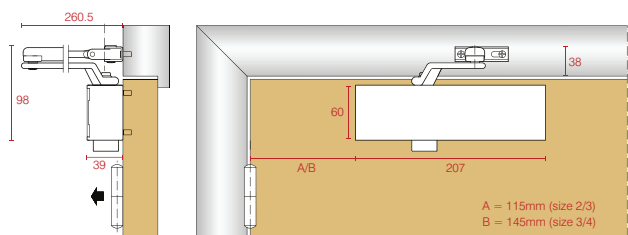
including adjustable back check, latching and closing speeds.

Standard Finishes: SIL = Silver, SSS = Satin Stainless Steel, PSS = Polished Stainless Steel, BLK = Black

STANDARD ARM

PULL SIDE

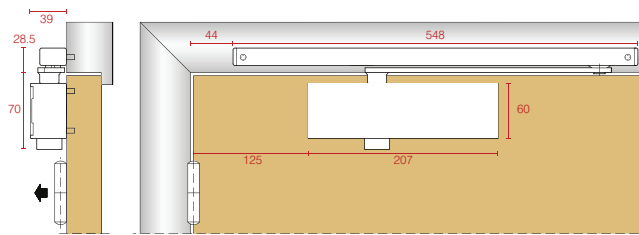
Provided the site conditions allow, an opening angle of 180° is possible with this installation. Please note that using measurements A or B will provide different spring strengths.



TRACK ARM

PULL SIDE

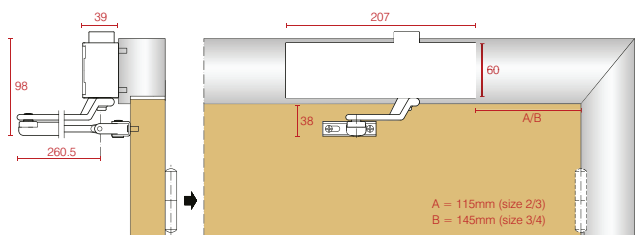
Provided the site conditions allow, an opening angle of 170° is possible with this installation. Please note that using this installation a size 3 spring strength is achieved.



STANDARD TRANSOM

PULL SIDE

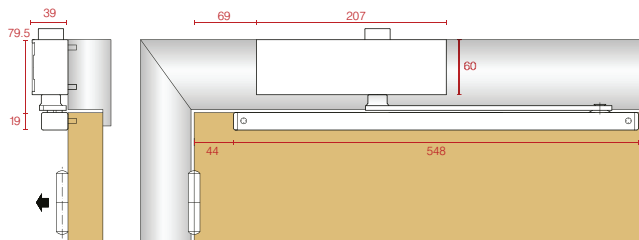
Provided the site conditions allow, an opening angle of 180° is possible with this installation. Please note that using measurements A or B will provide different spring strengths.



TRACK ARM TRANSOM

PULL SIDE

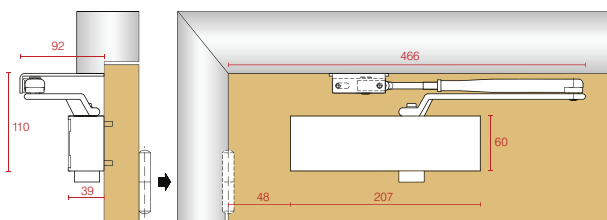
Provided the site conditions allow, an opening angle of 160° is possible with this installation. Please note that using this installation a size 3 spring strength is achieved.



PARALLEL ARM

PUSH SIDE

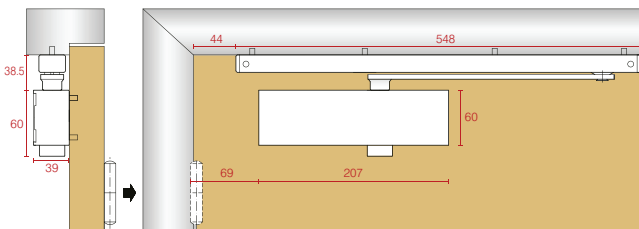
Provided the site conditions allow, an opening angle of 180° is possible with this installation. Please note that using this installation a size 3 spring strength is achieved.



TRACK ARM

PUSH SIDE

Provided the site conditions allow, an opening angle of 115° is possible with this installation. Please note that using this installation a size 3 spring strength is achieved.



ACCESSORIES




SAB-DC835-COV-SIL
Cover - 732/835



SAB-DCHOA-SIL
Hold Open Arm



Track Arm Including
Hold Open - SIL



SAB-DC732-DP-SIL
Drop Plate - 732



SAB-DC915-PA-SIL
Drop Down PA Bracket

SABRE
ARCHITECTURAL

www.sabre.com.au